

## G45 GOLF FILAMENT

**SUPER EFFICIENT**  
**90**  
LUMEN  
per WATT

### Areas of application

- Indoor use
- General illumination
- Outdoor applications only in suitable luminaires



### Product benefits and features

- Long lifetime of up to 30,000 hours
- Low energy consumption
- Easy replacement
- Instant 100% light, no warm-up time

No UV and thermal radiation Free from harmful elements	<b>Hg</b> Mercury 0%	<b>ACD™</b> DRIVER for longer life & superior heat resistance.	-20°C to 50°C operating temperature 
 Non-dimmable	<b>2**</b> YEAR GUARANTEE	 I/O ≥15000	 Instant light

## Technical data

### Electrical data

Wattage	2W	4W
Nominal wattage	2W	4W
Nominal voltage	220-250V	220-250V
Operating frequency	50-60Hz	50-60Hz
equiv. wattage of lamp	25W	40W
Nominal luminous flux	250lms	470lms
Rated luminous flux	250lms	470lms
Beam angle	330°	330°

### Colour and temperature


Light colour	Warm White
Colour temperature	2700K

### Light technical data

Warm-up time (60 %)	≤ 1.00 s
Starting time	< 0.5 s

### Dimensions & weight

Overall length	80 mm
Diameter	45 mm







\*size varies depending on  
cap base & clear or pearl type

### Lifespan

Nominal lamp life time	30,000 hours
Rated lamp life time	30,000 hours
Number of switching cycles	15,000
Lumen main.fact.at end of nom.life time	0.70

### Additional product data

Base	 SES (E14) 14mm	 ES (E27) 27mm	 SBC (B15) 15mm	 BC (B22) 22mm
Mercury content	0.0 mg			
Mercury-free	Yes			
Design / version	Clear			
Appropriate disposal acc. to WEEE	Yes			
Product remark	All technical parameters apply to the entire lamp. Due to the complex production process for light-emitting diodes, the typical values shown for the technical LED parameters are purely statistical values that do not necessarily match the actual technical parameters of each individual product, which can vary from the typical value			

### Capabilities

Dimmable	No
----------	----

### Certificates & standards

Energy efficiency class	A+
Energy consumption	2 kWh/1000h 4 kWh/1000h

## Logistical Data

Product code	Product description	Cover	Colour	Power	Units	Inner	Master	Pallet
SLGCSES2F	G45 2W-E14	CLEAR	WARM WHITE	2W=25W	1 Pack	12	10x12	24
SLGCES2F	G45 2W-E27	CLEAR	WARM WHITE	2W=25W	1 Pack	12	10x12	24
SLGCSBC2F	G45 2W-B15	CLEAR	WARM WHITE	2W=25W	1 Pack	12	10x12	24
SLGCBC2F	G45 2W-B22	CLEAR	WARM WHITE	2W=25W	1 Pack	12	10x12	24
SLGCSES4F	G45 4W-E14	CLEAR	WARM WHITE	4W=40W	1 Pack	12	10x12	24
SLGCES4F	G45 4W-E27	CLEAR	WARM WHITE	4W=40W	1 Pack	12	10x12	24
SLGCSBC4F	G45 4W-B15	CLEAR	WARM WHITE	4W=40W	1 Pack	12	10x12	24
SLGCBC4F	G45 4W-B22	CLEAR	WARM WHITE	4W=40W	1 Pack	12	10x12	24

## References / Links

For further products and actual information concerning LED lamps see: <http://www.supacell.eu.com/led/>  
For Supacell LED Catalogue: [http://www.multibrands.eu.com/Supacell\\_LED\\_Catalogue/](http://www.multibrands.eu.com/Supacell_LED_Catalogue/)

## Disclaimer

Subject to change without notice. Errors and omission excepted. Always make sure to use the most recent release.